



E-CONNECT

START
TEACHING
ONLINE

eVidyaloka
To Educate - Anywhere Anytime



MARCH 2017

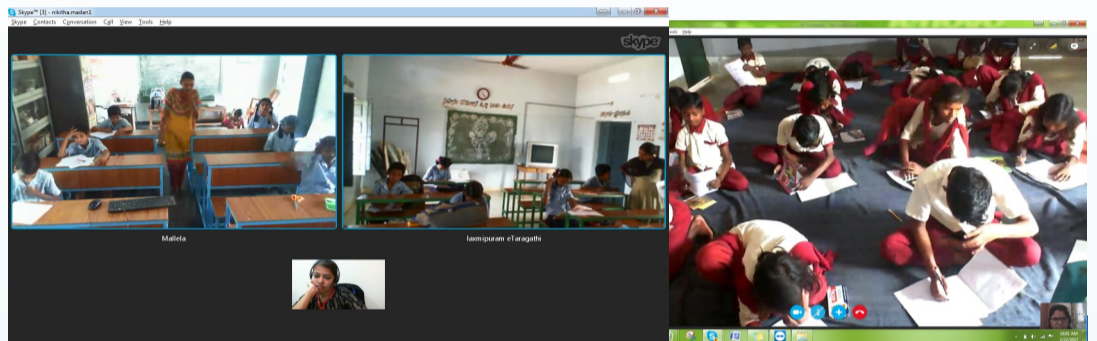
Issue 12

#RunForEvidyaloka

#GiveForEvidyaloka

L&T Annual Day Celebrated with eVidyaloka

The Annual Day of L&T Infotech was celebrated on the 3rd of Feb, 2017 where an all-girls' team from Manangundi, a remote village in Karnataka, travelled all the way to Bangalore for the very first time to take part in the event. The students excitedly performed their traditional folk dance, Kolata, with much pride. Their exposure to Bangalore city was a pleasant experience for the girls who are already looking forward to similar opportunities.



Exams in Jharkhand and Andhra Pradesh

Kasturba Gandhi Balika Vidyalaya (KGBV) had its first set of exams after much struggle as it was tough to set up the schedule with one regular teacher, assigned by the school administrator. Thus, a new person was eventually brought on board to handle the ground work and set the schedule straight. The exams were successfully carried out for the first time, with a slightly different approach as it is a residential school, unlike the other schools on board. The 11 centers in Andhra Pradesh completed more than 75 term papers in February and carried out the diagnostics successfully.

Volunteer Teacher Distributes Gifts Among Students

One of the devoted Volunteer Teachers with eVidyaloka, Rohit, teaches English to the 6th standard of Halagondanahalli School in Karnataka. Rohit wanted to motivate the pupils with a couple of gifts that were distributed in the class. The parents of his students were also given an opportunity to speak to him and discuss the progress of their child. His kind gesture motivated the children who were quite ecstatic to receive the goodies.



Live Chat

A Helpline Chat was officially activated on the eVidyaloka portal to support the prospective volunteers. The new addition aims at helping the volunteers during their first steps into Onboarding, and address the struggle one may face while signing up. There have been a couple of volunteers who may slip away but not anymore as the Live Chat option hand-holds them through the process. Every prospective volunteer is given due attention and offered a one-stop solution.

VOLUNTEER HELPLINE

Phone :

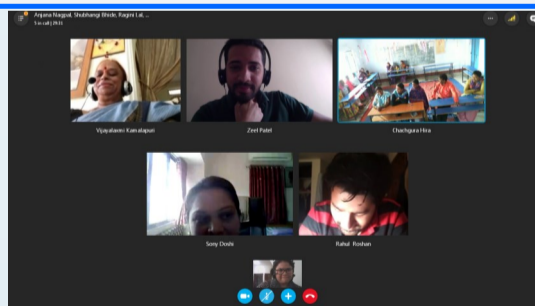
(+91-80-39510251)

Skype HelpDesk (Chat Only) :

evidyaloka.helpdesk

Parents-Teacher Meeting in Jharkhand

A parents-teacher meeting was carried out in Chachgura, Ranchi where the parents had detailed discussions with the Volunteer Teachers and the Jharkhand Coordinator. The conversations covered topics like the low attendance of children due to no proper roads that compel the children to cross an unstable bridge. The Headmaster was requested to send a letter to the government. It also came to light that the children often get involved in household work that distracts them from attending their classes, therefore, the parents were requested to understand their role in the education of their children and regularly encourage them to study and learn.



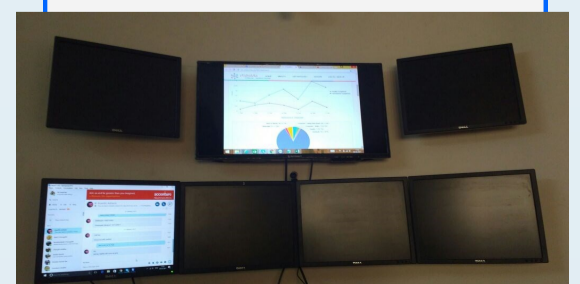
Williams Lea Chatted with Children in Jharkhand

Williams Lea was part of an effective Skype chat with the children of Mirzaganj in Jharkhand. The children interacted with much enthusiasm, and without any hesitation or fear of speaking in English. The amazing interaction between the employees and the boys at the school lasted for half an hour where an interesting QnA session made the initiative a fruitful one.



Test Call at First Center of Telangana

A Test Call was successfully carried out at Ganeshunipadu, the first center in Telangana. With a sharp video quality and audio clarity, the Test Call made way for the lessons to begin soon. Also present during the test call were the school's Headmaster and the Field Coordinator.



Set Up of Command Center

The Command Center was successfully set up at eVidyaloka to monitor the varied Centers and offer an advanced infrastructure to the increasing number of Schools. The Command Center shall also help in moderating the day-to-day workings of each School.